




Installation & Operating Manual



Screwed Ball Valves

Albion Valves (UK) Ltd
www.albionvalvesuk.com
Email: sales@albionvalvesuk.com
Tel: 01226 729900



Contents

1. Introduction
2. Technical Data
3. Valve Features
4. Valve Installation
5. Preparation & Jointing
6. Approvals Classification
7. Troubleshooting
8. Warranty

1. Introduction

- Albion Valves (UK) Ltd range of Screwed Ball Valves are suitable to be used as on / off operating devices in pipework systems.
- Albion Valves (UK) Ltd range of Screwed Ball Valves have been classified in accordance with PED 2014/68/EU.

2. Technical Data

Valve Type	Size Range	Connection Type	Temperature Rating	Pressure Rating (Max)
ART 40	DN 15 -DN 100	ISO 7-1 ISO 228 / NPT	0°C – 140°C	See datasheet
ART 41	DN 15 – DN 50	ISO 228	0°C – 140°C	40 Bar
ART 45	DN 15 – DN 50	ISO 7-1 ISO 228 / NPT	0°C – 120°C	See datasheet
ART 50	DN 15 – DN 50	ISO 7-1 / NPT	0°C – 130°C	40 Bar
ART 54	DN 15 – DN 100	ISO 228	0°C – 110°C	See datasheet
ART 70	DN 15 – DN 50	ISO 228	-20°C – 150°C	See datasheet
ART 71	DN 15 – DN 50	ISO 228	-20°C – 150°C	See datasheet

3. Valve Features

- Albion Valves (UK) Ltd range of Screwed Ball Valves are offered as both reduced bore and full bore. Please refer to individual product data sheets for further details.
- Albion Valves (UK) Ltd range of Screwed Ball Valves are operated by use of hand lever and should only be used in the fully open or fully closed position. Flow regulation or throttling should be avoided as this may cause damage to the valve seals.
- Should Albion Valves (UK) Ltd range of Screwed Ball Valves be required for end of line service, a suitable blanking fitting should be used.

4. Valve Installation

- Albion Valves (UK) Ltd recommend that the installer adheres to the installation requirements as specified by the Water Supply Water Fittings Regulations 1999.



- Screwed Ball Valves provide a positive shut off and the valve are uni-directional.
- The valve should be sited to ensure ease of access.
- It is the responsibility of the installer to ensure the valve is suitable for service conditions e.g., temperature, pressure, and service media.
- Where fitted, remove flange protectors / dust caps and all other packaging material.
- Care should be taken to ensure the surface finish of the valve is protected during installation. Any damage to the valve surface may cause metallic corrosion.
- The valves may be installed in horizontal pipework with the stem in the vertical position, or in vertical pipework with the stem horizontal.
- Suitable gaskets or sealing materials should be used during installation.
- It is the responsibility of the installer to ensure that the valve, and adjoining pipework is suitably supported to avoid any undue stresses being applied to the valve.
- It is the responsibility of the installer to ensure that no undue stresses are applied to the valves during the installation process, particularly with regards to any valve body joints and threaded connections.
- It is the responsibility of the installer to protect the valve, and any adjoining pipework from the effects of galvanic corrosion.
- It is the responsibility of the installer to ensure that the valve, and any adjoining pipework be adequately lagged in accordance with current guidance or regulations.
- In line with BSRIA recommendations, suitable consideration needs to be made as to how the removal of system debris can be achieved during the flushing process.

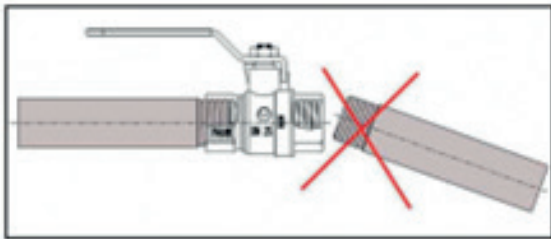
5. Preparation & Jointing



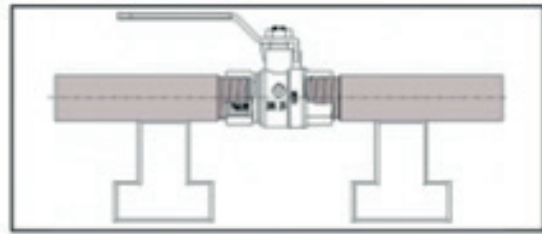
The threaded ends of the pipes should be free from burrs.



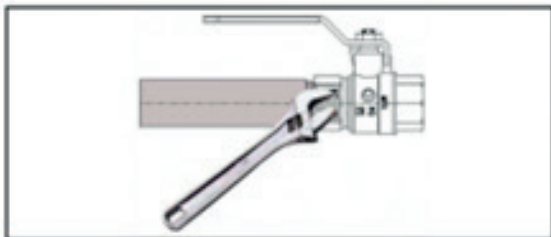
The screwed connections should be made using the minimum amount of PTFE tape.



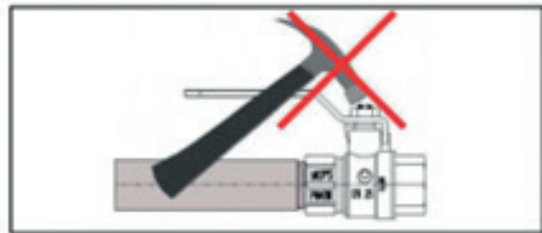
The connecting pipes should be on the correct perpendicular axis.



The connecting pipe should be well supported to avoid bending the valve.



The valve should be held in position with a spanner while the connecting pipes are screwed in.



The valve or connecting pipes should not be forced into position.



6. Approvals Classification

- Please contact Albion Valves (UK) Ltd Quality Department for further details of any specific product approvals and accreditations.

7. Troubleshooting

- If any maintenance is to be undertaken on Albion Valves (UK) Ltd range of Screwed Ball Valves it is the responsibility of the installer to ensure the system is adequately drained, depressurized and the valve isolated before any work commences.
- A full risk assessment should be undertaken prior to any works taking place.

8. Warranty

- For further details of Albion Valves (UK) Ltd warranty period, please refer to Albion Valves (UK) Ltd 'Conditions of Sale' available on our website.



About Albion Valves (UK) Ltd

Albion has been supplying valves and fittings to the building services and industrial markets for the past 40 years.

Albion was created with the sole purpose of providing quality products at an affordable price. With a growing reputation for quality and reliability, Albion is now an established brand providing the industry with a trusted alternative to premium-priced products.

Our commitment to setting the highest standards in all areas of our business means, if you're looking for quality, service, delivery and choice — you'll find it's all at Albion.

Quality

Whatever you need, you can rest assured that if it comes from Albion it has been designed and manufactured to deliver optimum performance and is accredited with the necessary approvals. Our in-house quality department are always on hand too!

Service

We pride ourselves on our customer service – we have even won awards for it! Our cradle to grave approach means you will never be on your own!

Delivery

We know that time is money, and when a priority project depends on a part you can trust Albion to deliver – next day for all orders placed before 4:00PM.

Choice

We may have started out with a single brass ball valve, but our range has grown substantially since and we now consider ourselves to be a 'One Stop Shop' with our comprehensive range. It is becoming more and more apparent to the industry, that it really is all at Albion.